

Seven Nation Army vs 2

Stage Blocking

Look Furious and Intense

Pre-set as Diagram One.

Alto and Sop rows to be worked in
Height order at rehearsal

Bar 1-12 Stand Still and regimented

Bar 19 "I'm gonna Fight them all"

Alto and Sop Aisle move forward 1 step

Pushing Baritone row to sides as Diagram Two

Bar 23 "...rip it up"

Altos and Sops look offstage towards Baritones

Baritone storm back onstage through

Alto and Sop lines to form a line downstage
again as diagram One

Bar 34 "Dum da dum..."

Baritones turn and walk through Alto and Sop
lines to re-form side rows as Diagram Two but
facing onstage towards Altos and Sops

Bar 37 "says leave me alone"

Do Something! Focus on Baritones? TBC

Bar 47 "Don't want to hear about it"

Baritones pivot downstage to face audience
On "Don't"

Bar 85 "I'm going to Wichita!"

Sops step forward to form front row

As Diagram Three

Bar 101 "...and the stains"

Altos move forward to make second Row

Baritones move back to form rear row
as Diagram Four

Bar 106

Check lines are straight and remain in this
Position to end of song

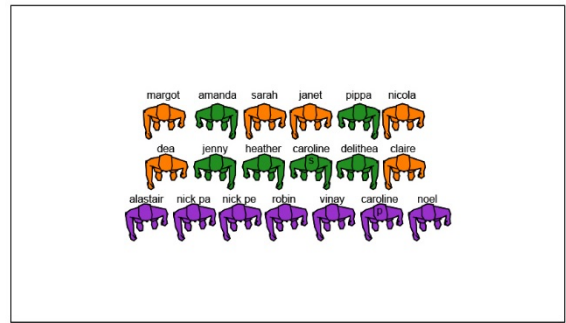


DIAGRAM ONE

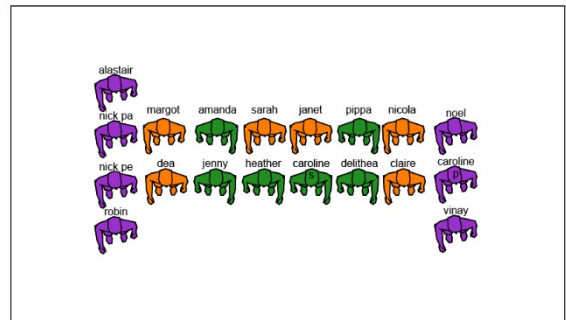


DIAGRAM TWO

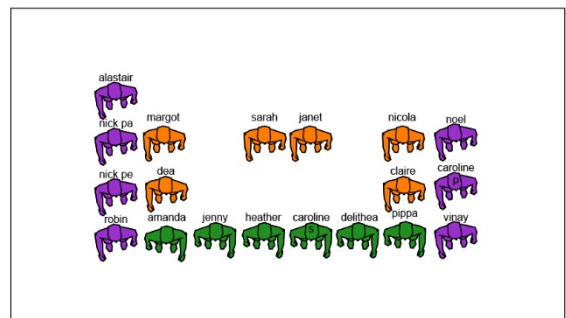


DIAGRAM THREE




DIAGRAM FOUR

Song Notes & Dynamics

Words

In all cases we are singing " Dum da **Rum** dum dum dummmmm dum"

Bars 1-12	Crescendo	from PP to FFF
Bar 13	Silent	
Bars 14-17	Belt	FFF
Bars 18-19	"ooh"	PP
Bars 19 -30	"I'm gonna..."	P
	Staccato "Dum da rum dum", hold notes on last "Dummmmm Dummmmm"	
Bar 24	"Rip it off"	F then back to P for bar 25
Bars 32-34	Crescendo	MP to F
Bars 35-38	Crescendo and Decrescendo	PP to F to PP
Bars 40		PP
Bar 43-47	Crescendo	PP to FF at "Da Dum"
Bar 47	"Don't Want..."	Alto & Sop MF . Baritone Strong FF
Bar 55	"And if I..."	MF
Bar56-59	Crescendo	MF to F
Bars 60-62		F
Bar 66 - 67	Decrescendo	F to PP
Bar 68 - 71	Hums	PP
Bars 72 – 77	Crescendo	MF – F
Bar 78		MF
Bars 82-83	Crescendo	MF to F
Bar 874-84		PP
Bars 86 - end		FF