

Manchester Amateur Choral Competition
Sunday 3rd March 2019

Important Numbers

Caroline's Mobile 07802 478 636

Robin's Mobile

07798 876 789

Schedule

09:16	Claire Depart Edinburgh	
09:50	Meet Euston Station Centre concourse facing the departure boards	Contact C or R if you are delayed
10:20	Train Depart Manchester Coach F Seats 22-44	We are all on one ticket you all need to be there
10:25	Lauren Depart Ireland	
11:25	Lauren Lands Manchester Airport	Take Taxi to venue
12:21	Claire arrives Manchester Piccadilly Station	Wait for rest to take taxi to venue
13:05	London T&G contingent arrive Manchester Piccadilly	Take multiple taxis to venue
13:00	Lunch break at competition begins	
13:30	Anyone making their own way to the venue arrive	If you are able to access the main auditorium meet us close to the stage, if not tell us where you are via WhatsApp
~13:20 -13:30	London contingent arrive at venue Make way immediately to the stage	Check WhatsApp for details
13:45	On-stage time scheduled slot	
14:00	Competition lunch break ends	
14:00	First afternoon session of afternoon starts	7 choirs. THIS IS OUR NOW SESSION
15:05	ALL T&G meet organiser at the venue Cafe	To be taken to warm up space
15:25	Warm Up	Coats/bags may be left in this space
15:35	Backstage – waiting for performance to begin	
15:45	OUR PERFORMANCE	
16:00	Afternoon break in proceedings	We can re-enter the auditorium to watch other choirs
16:30	Last competition session begins	
18:15	Competition performances end	
18:30	2018 winner's performance	
18:45	Thanks & results	
19:00	2019 winners performance	
19:15	T&G depart to station	in multiple taxis
20:21	T&G Depart train to London	Meet on concourse or by barrier to platform
22:56	T&G arrive Euston and return home	

General Notes:

Venue

Royal Northern College of Music (RNCM)
124 Oxford Road
Manchester
M13 9RD

Main entrance is on Booth Street West.

Travel

We have reserved seats and only one ticket, so we all need you to be on time and have arrived before we go to the platform

Everyone has a train ticket except for Nick Padmore and Noel who will meet us there. Amanda is not returning on the train with us but Lauren is.

Please make your own way to and from Euston Station

Stage Cloths

Grey and Orange please – The new rule for this performance is no orange trousers/leggings. Keep leg coverings to grey so as not to distract the eye. More smart than casual.

Arrival

On arrival at Manchester Piccadilly it is imperative we get to the venue ASAP. Please make your way to the taxi rank (Robin knows the way) and go directly to the venue. Once inside go straight to the main stage. The competition is on its lunch break until 13:45 and we may not get back on stage again as our warm-up slot clashes with the afternoon break.

Once you get to the venue please do not leave, unless it's an emergency and check with Robin or Caroline first.

Food & Alcohol

In light of the note above please either eat on the train or take sandwiches/snacks with you. There is a Café at the venue, but we don't know what it is like or how well stocked it will be. Do not consume alcohol before our performance. You can drink as much as you like after and on the way home (champagne from a trophy?)

Conduct

Please remember you are representing Tongue and Groove to the choral community. Please behave in a professional manner whilst on site, but have fun.

There will be times when we may need to give you information to act on immediately whilst on site- Please listen when you are asked.

Watching the other choirs

All choir members will have free entry to the auditorium (with the doors being opened/closed between each performance). However, priority will always be given to members of the public (including possibly our own friends and supporters) who have purchased tickets in advance. Tickets for the MACC can be purchased via the RNCM website - there is a link on the home page of the MACC website (www.themacc.org.uk).


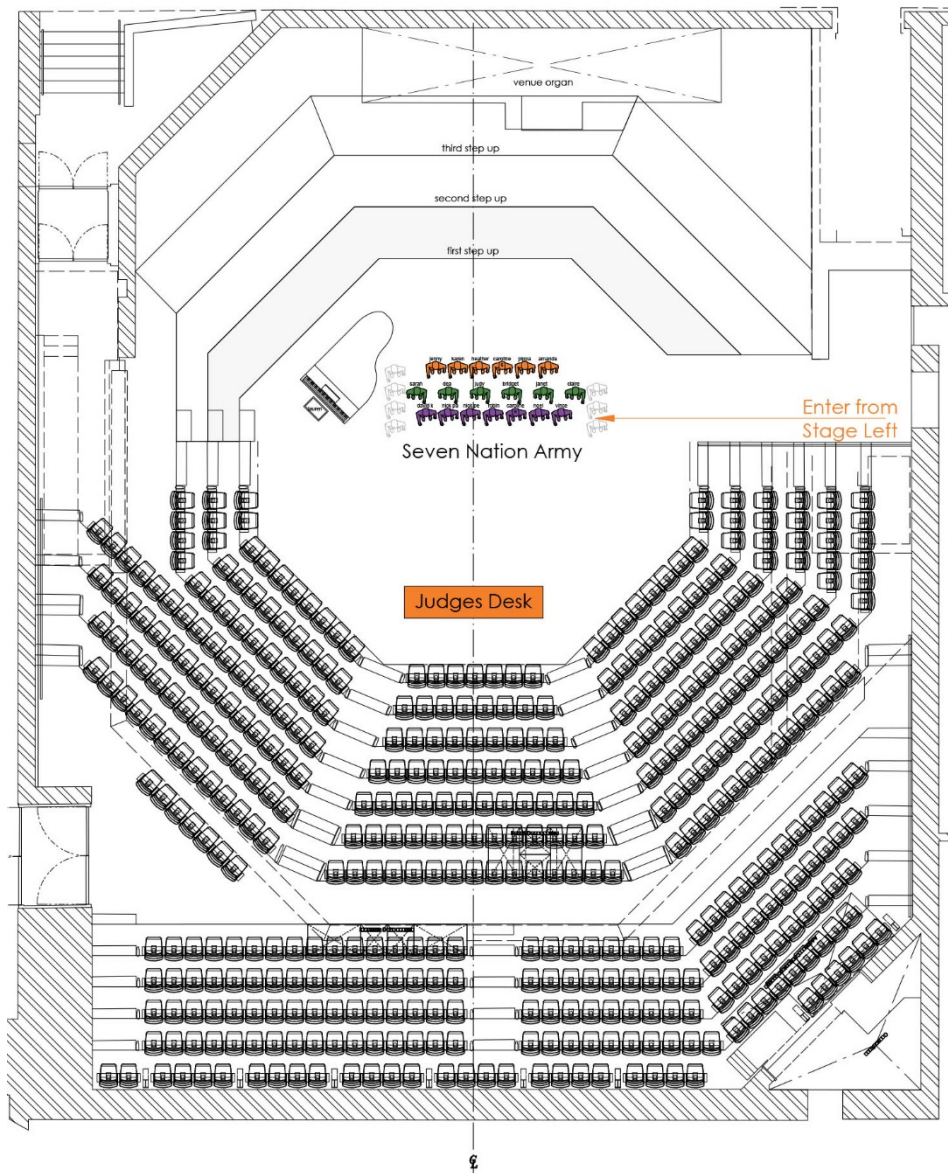
Running Order

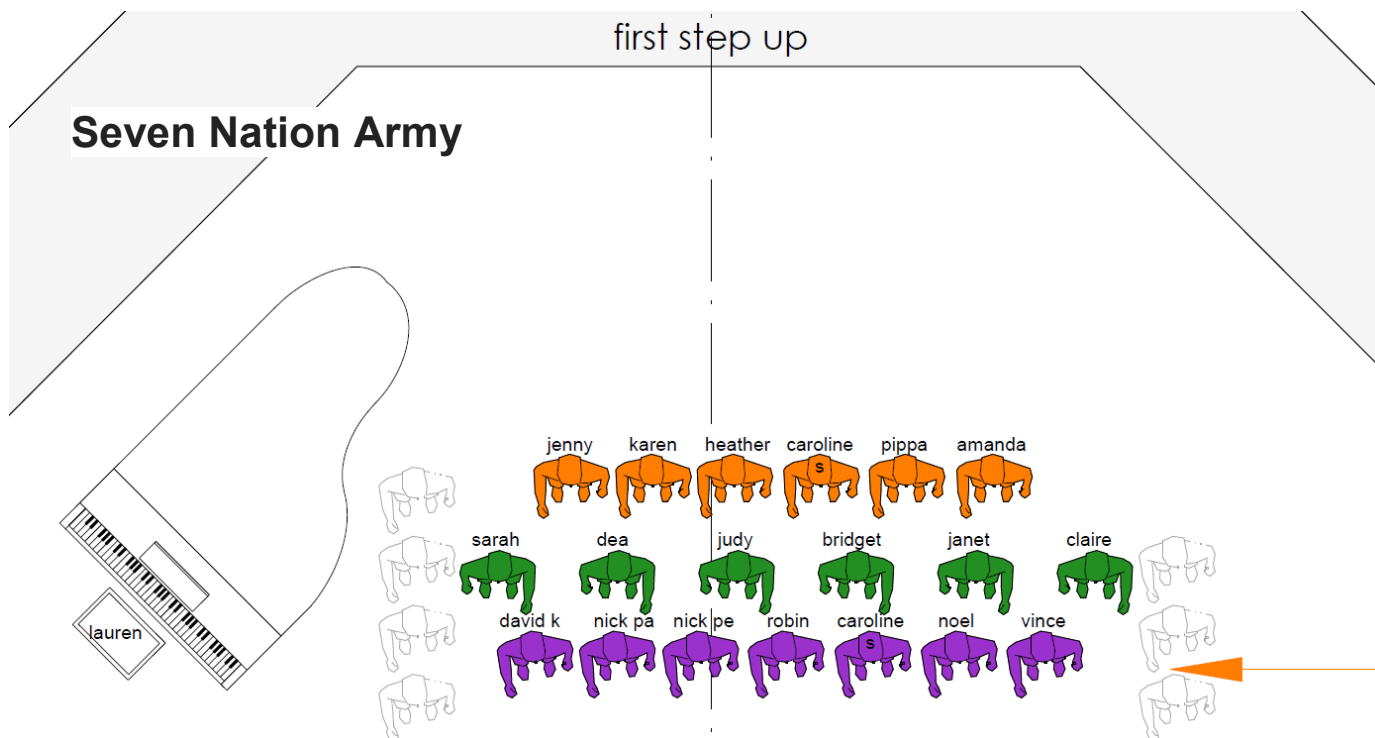
Seven Nation Army
Waving Through A Window
I Want You Back/ABC

The Venue

We have not been sent stage plans by the organisers but the following pages show a plan that we found online that we have overlaid our stage positions, plus some pictures of the auditorium.

The following stage plans are subject to final rehearsals and shoe heel heights!



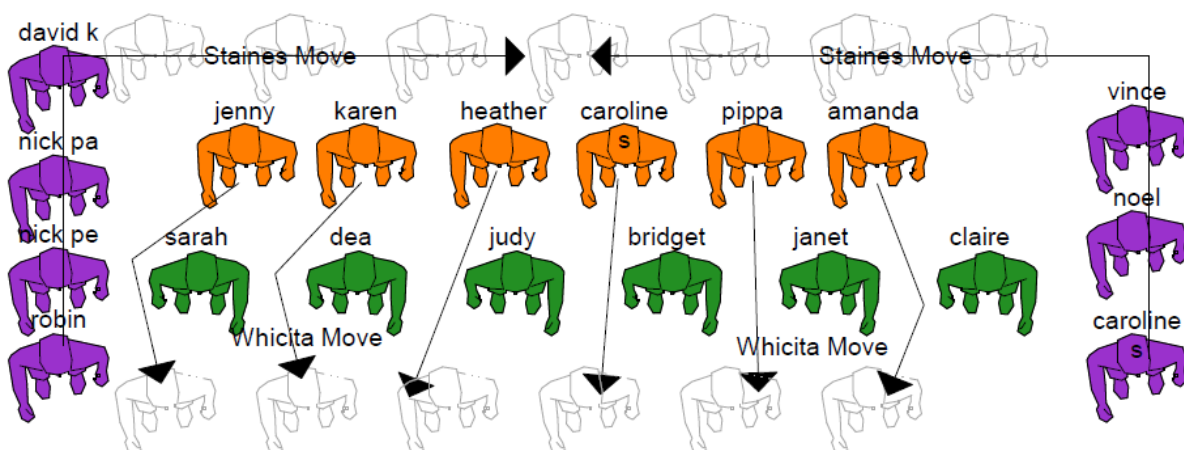


General Notes

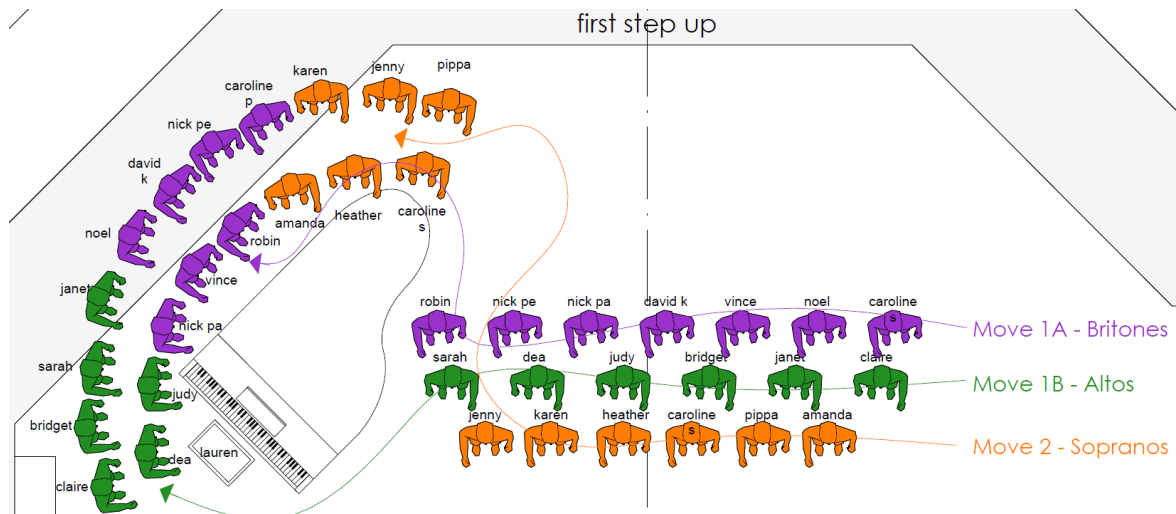
- Line up in stage right wing in the formation above and all move onstage together led by Jenny, Sarah & David K
- Sarah, stop before you get to the piano to leave enough space for Baritone shenanigans between you and the piano. Alto and Baritone line – refer to the Alto line to make sure you are lined up centrally
- Look stern and angry throughout
- Focus on a space just above the head of the centre judge and perform to that
- If something goes wrong with the movements, style it out, look crosser, start a pretend argument

Moves

- Bar 19 "I'm gonna fight them all" Altos push Baritones off stage
- Bar 23 "They're gonna rip it off! Bainites start to push back to first position
- Bar 35 "and the message coming" Altos push Baritone off stage again
Once Baritones get to their side position, stay facing onstage
- Bar 47 "Don't want to hear about it" Baritone turn to face audience (snap movement) and put up their on-stage hand in "stop" motion. Hold hand up till one beat after "...story to tell"
- Bar 85 "I'm going to Wichita" Sops push through Altos to form line. Start to move on "I'm".
See diagram below
- Bar 101 "Stains" Baritone turn up-stage and move round the back of the altos to form upstage line. David K ends up in the centre back. See diagram below
- END Move to piano for Waving – see next page

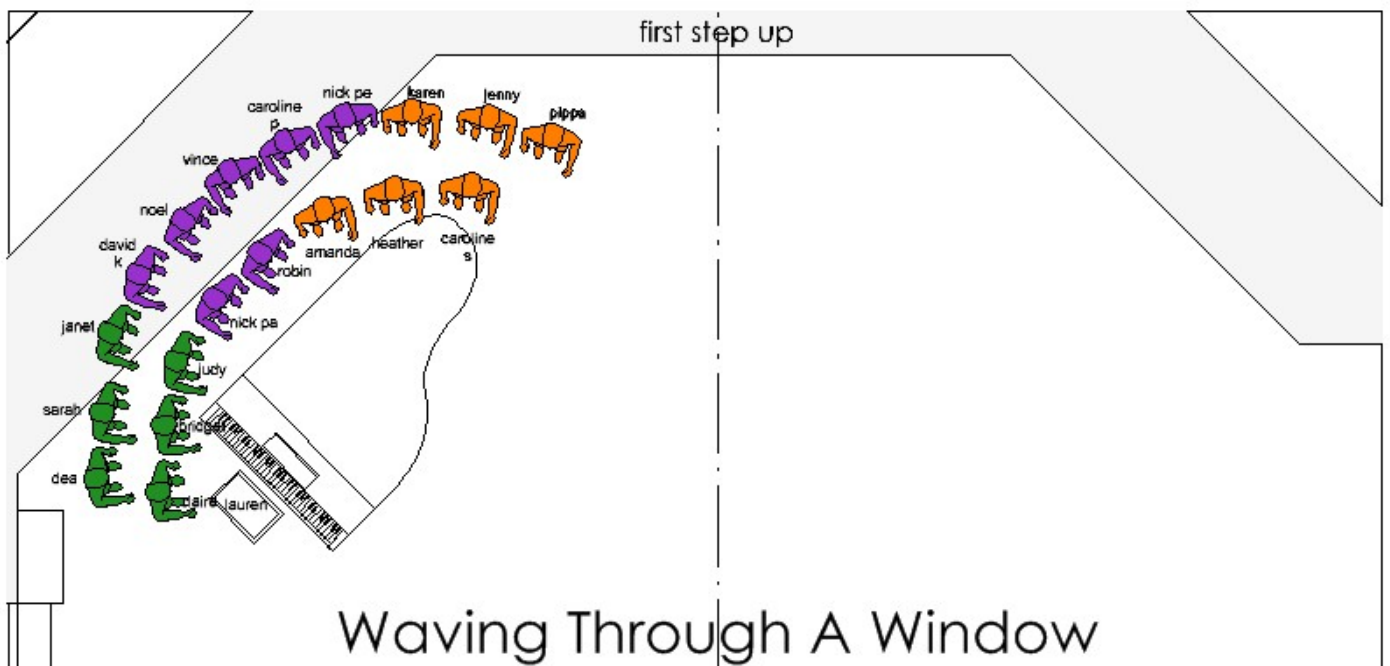


Movement from Seven Nation to Waving



- Move 1A Baritones move upstage (Led by Robin) of the piano and get into position whilst
- Move 1B Altos move downstage (Led by Sarah) and get into position
- Move 2 Once Alto's have cleared the Sopranos move upstage of the piano (Led by jenny) and take their position

Waving Through A Window

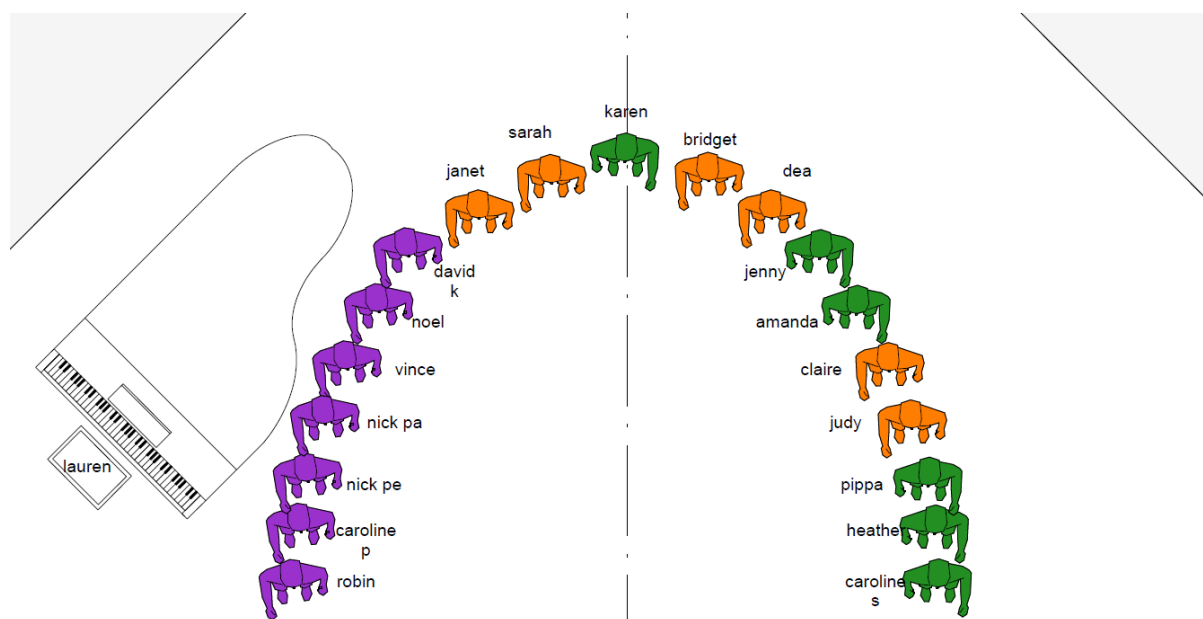


- Focus on a space just above the head of the centre judge and perform to that

Movement from Waving to ABC

- Let Caroline S take the initiative to begin the move and lead the way
- Sopranos and Baritones move upstage of the piano
- Altos move downstage of the piano
- Robin and Caroline will position themselves at the front corners of the layout – everyone else can create the curve from their positions
- Karen should end up as the upstage centre person

I Want You Back/ABC



General Notes

- Have fun!
- Interact with fellow members across the curve so you are not just singing forward

Moves

Bar 1	Stand still
Bar 5	"When I had you to myself" begin sway. Two steps on stage, two steps off stage per bar. Keep hands above your waist and move them, if you are unsure what to do then mime clicking your fingers in time to the music
Bar 20	"I want you back...." Stop sway above a do Baritones, Sop/Alto call and response move (as preformed previously)
Bar 25	Immediately after "Hey Hey Hey now" revert to two step sway as bar 5
Bar 32	"Sit..." Sign Language people move to centre of stage Remaining performers move downstage to fill the spaces left by the sign language peeps – split at Karen/Bridget, Karen move stage right with the Baritones, Bridget stage left with the remaining Sops/Altos. Once they have moved, the side singer continue to sway
Bars 43-45	Loads of interaction between singers
Bar 47	Hand claps – Side singers move in to form one central group in three lines
Bar 52	"Ohh Baby..." All start two step sway in unison – beginning with a stage right move.
Bar 59	"I want You Back" Sign language performers stop swaying to sign, everyone else continues to sway to end
Bar 63	Big Finish – Everyone joins in with last "I want you back" Sign move

Bow to audience

- Each row hold hands
- Bow led by Caroline & Robin – watch them and continue to bow till they stop.